

FEED BACK ANALYSIS REPORT

TEACHERS

2021-2022

Education is a collaborative journey that thrives on the quality of the curriculum. In this analysis report, we delve into the perceptive feedback shared by our dedicated teaching faculty concerning different dimensions of our curriculum. By examining their feedback, we endeavor to gain valuable insights into the strengths of our educational framework and areas that warrant focused attention and improvement.

Sl No:	Questions	Response in Percentage				
		Strongly Disagree	Disagree	Neutral	Agree	Strongly Agree
1	Satisfied with the overall structure and design of the curriculum	0	2	3	45	50
2.	The curriculum encourage critical thinking and problem solving skills among students	0	2	2	84	12
3.	The curriculum effectively incorporates real world applications and practical experiences to enhance student learning	0	0	2	88	10
4.	The curriculum integrates technology and digital resources to enhance the teaching and learning experience	0	1	0	92	7
5.	Satisfied with the support and professional development opportunities provided by the college	0	1	2	80	17
6.	The physical facilities and infrastructure of the college is comfortable and conducive	0	2	1	84	13
7.	The college provides a collaborative and supportive environment among faculty members and staff	0	2	0	78	20
8.	The college encourages and facilitate your participation in professional development, research and scholarly activities	0	3	6	75	16
9.	College maintains a clean, safe, and well-equipped campus environment	0	1	0	6	93
10.	Overall ambience and atmosphere for teaching is excellent	0	2	0	20	78

Question 1: Satisfied with the overall structure and design of the curriculum

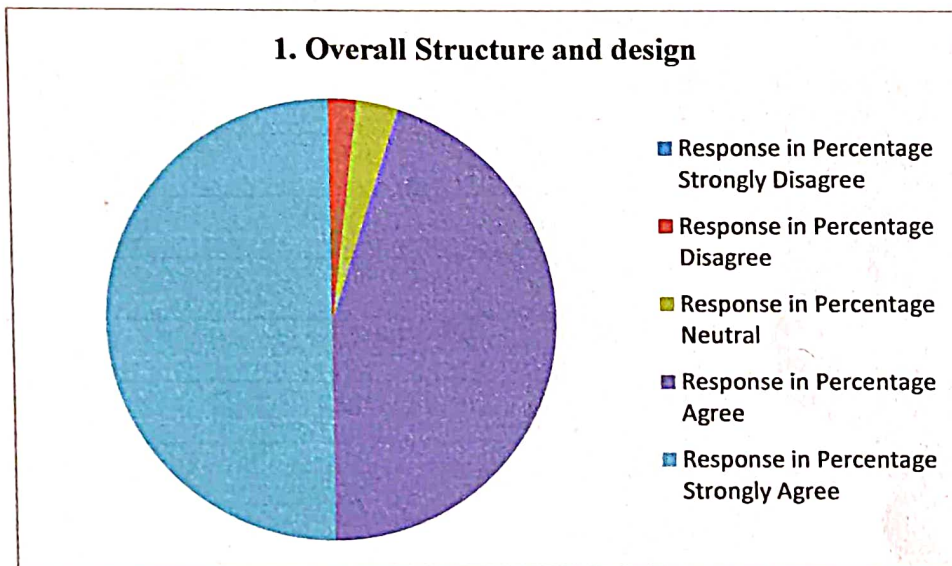
Strongly Disagree: 0%

Disagree: 2%

Neutral: 3%

Agree: 45%

Strongly Agree: 50%



The data illustrates a range of opinions regarding the overall structure and design of the curriculum. While the majority (50%) strongly agree, a notable percentage (45%) agrees, indicating a positive perception of the curriculum's organization. However, the presence of both neutral and disagreeing opinions (5%) suggests the need to address concerns related to curriculum design.

Question 2: The curriculum encourage critical thinking and problem solving skills among students

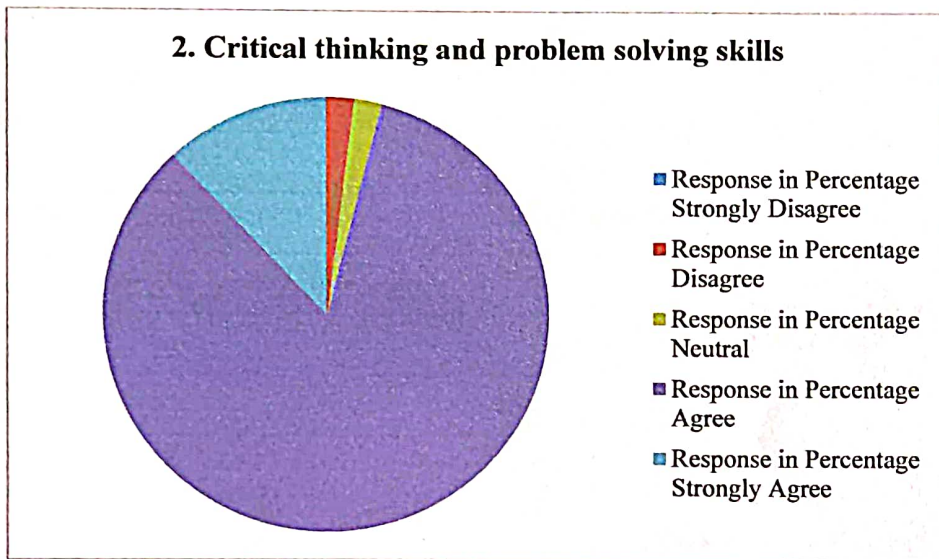
Strongly Disagree: 0%

Disagree: 2%

Neutral: 2%

Agree: 84%

Strongly Agree: 12%



The feedback demonstrates strong alignment (84%) with the curriculum's role in nurturing critical thinking and problem-solving skills. However, the presence of a minor percentage (14%) expressing neutral and slightly disagreeing views suggests a potential need for better communication about these skills' integration.

Question 3: The curriculum effectively incorporates real world applications and practical experiences to enhance student learning

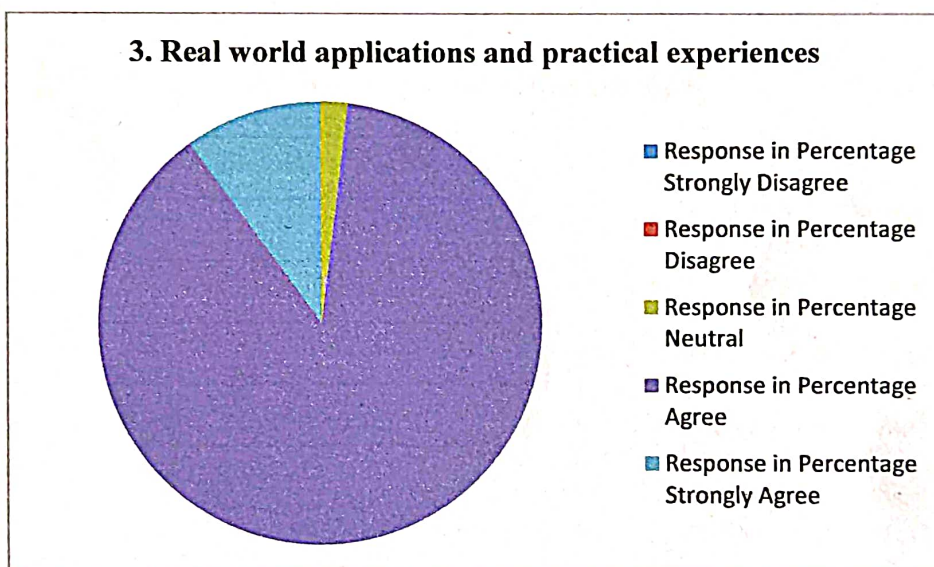
Strongly Disagree: 0%

Disagree: 0%

Neutral: 2%

Agree: 88%

Strongly Agree: 10%



The data reflects a robust endorsement (88%) of the curriculum's real-world applications and practical experiences. While the majority agrees, the presence of neutral and slightly disagreeing opinions (2%) may require further exploration to understand the nature of these perspectives.

Question 4: The curriculum integrates technology and digital resources to enhance the teaching and learning experience

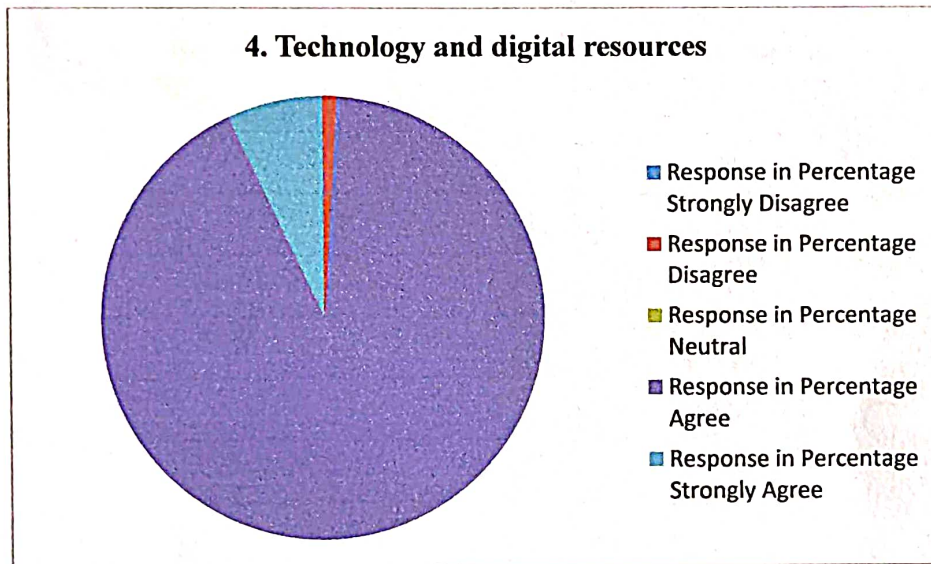
Strongly Disagree: 0%

Disagree: 1%

Neutral: 0%

Agree: 92%

Strongly Agree: 7%



Teachers' feedback overwhelmingly applauds (92%) the curriculum's technology and digital resources. While the majority agrees, a minor percentage (1%) holds a slightly disagreeing view, suggesting the need to address any concerns related to the integration of technology.

Question 5: Satisfied with the support and professional development opportunities provided by the college

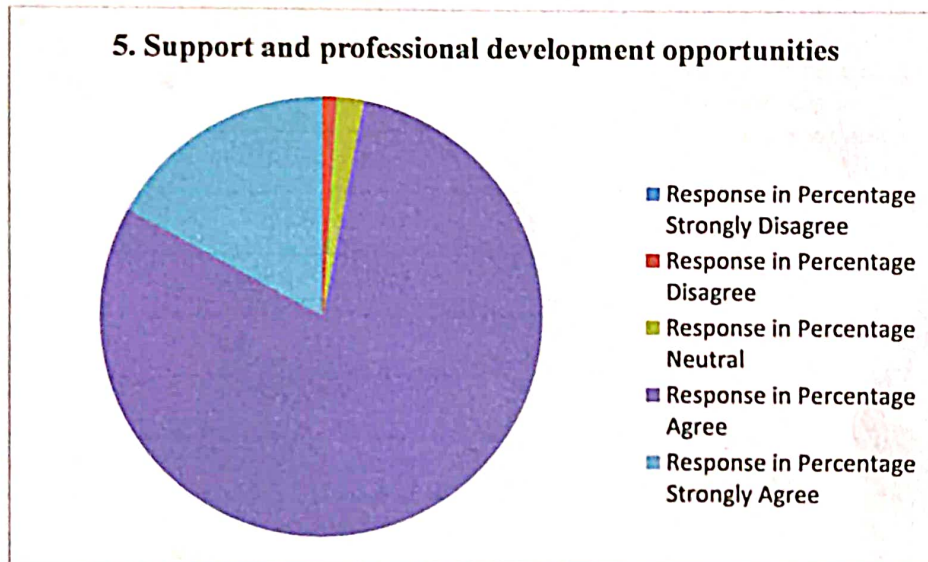
Strongly Disagree: 0%

Disagree: 1%

Neutral: 2%

Agree: 80%

Strongly Agree: 17%



The feedback underscores a strong perception (97%) of the curriculum's role in providing support and professional development opportunities. However, the presence of neutral and slightly disagreeing perspectives (3%) calls for further engagement to understand the areas needing enhancement.

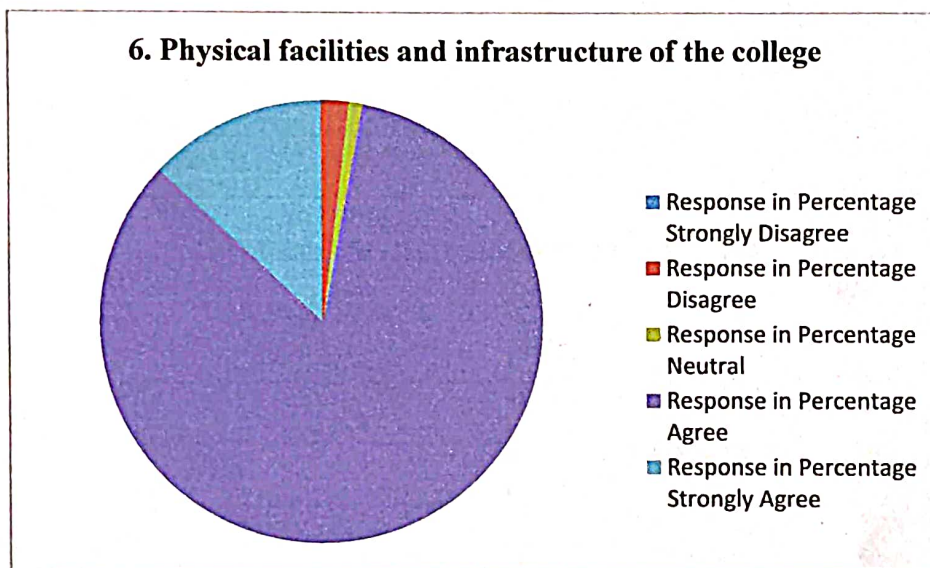
Question 6: The physical facilities and infrastructure of the college is comfortable and conducive
Strongly Disagree: 0%

Disagree: 2%

Neutral: 1%

Agree: 84%

Strongly Agree: 13%



The data suggests a predominant positive sentiment (97%) towards the alignment of the curriculum with the college's physical facilities and infrastructure. The minor presence of neutral and slightly disagreeing opinions (3%) may require dialogue to ensure continued harmony.

Question 7: The college provides a collaborative and supportive environment among faculty members and staff

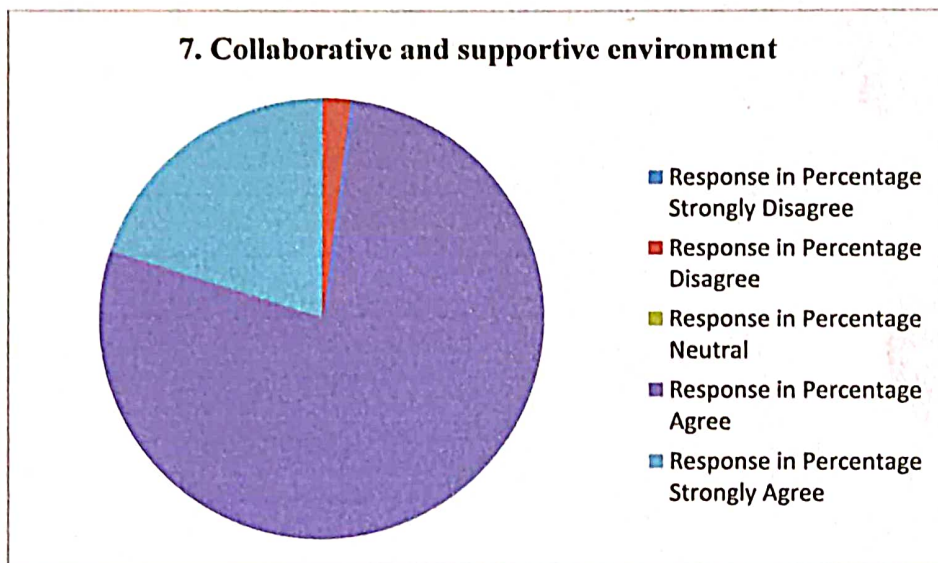
Strongly Disagree: 0%

Disagree: 2%

Neutral: 0%

Agree: 78%

Strongly Agree: 20%



The feedback underscores a strong perception (98%) of a collaborative and supportive environment fostered by the curriculum. The presence of slightly disagreeing opinions (2%) offers an opportunity for addressing concerns related to collaboration dynamics.

Question 8: The college encourages and facilitate your participation in professional development, research and scholarly activities

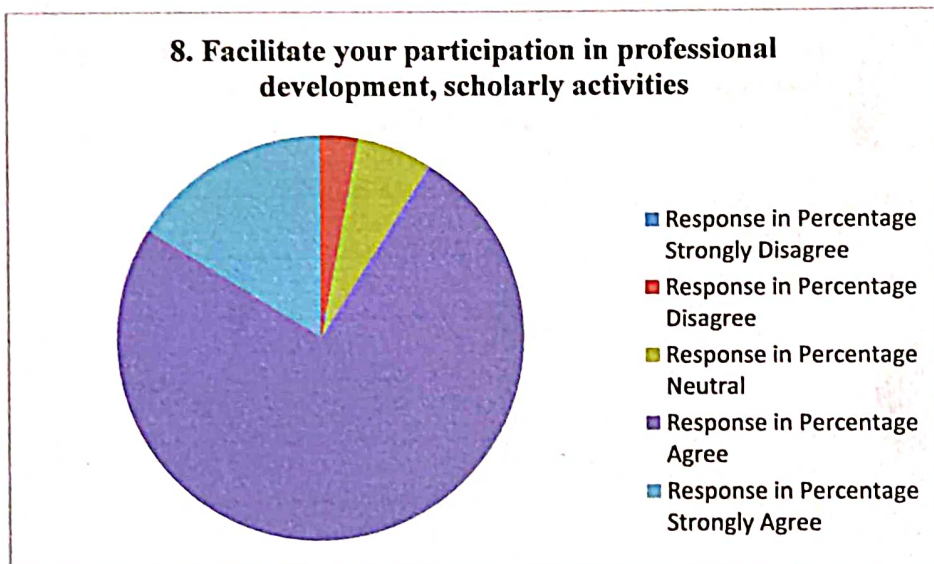
Strongly Disagree: 0%

Disagree: 3%

Neutral: 6%

Agree: 75%

Strongly Agree: 16%



The data reflects a substantial endorsement (91%) of the curriculum's role in fostering participation in professional development and scholarly activities. While the majority agrees, the presence of neutral and slightly disagreeing perspectives (9%) highlights the importance of addressing potential barriers.

Question 9: College maintains a clean, safe, and well-equipped campus environment

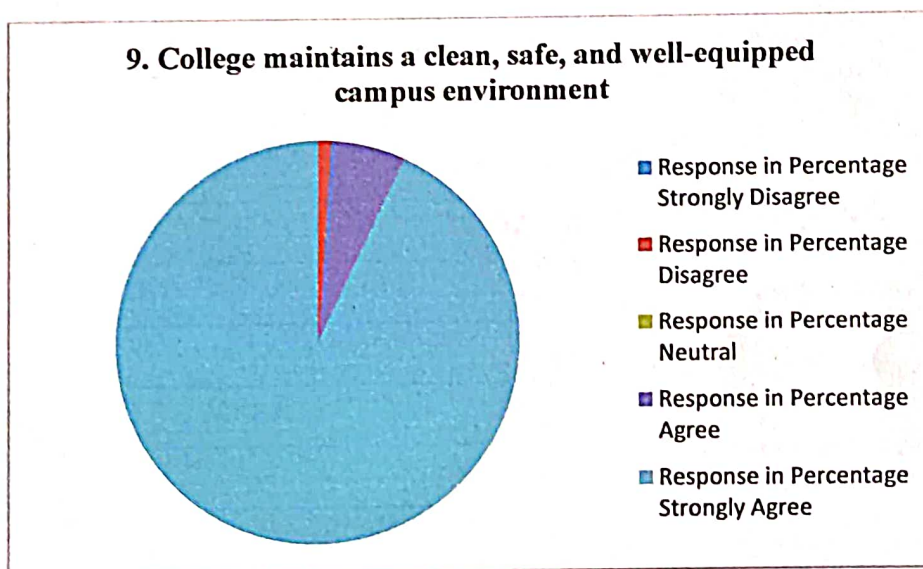
Strongly Disagree: 0%

Disagree: 1%

Neutral: 0%

Agree: 6%

Strongly Agree: 93%



Teachers' feedback overwhelmingly supports the curriculum's alignment (99%) with the college's campus cleanliness, safety, and equipment. While the majority agrees, the presence of a minor percentage (1%) with a slightly disagreeing view calls for further investigation to understand the underlying concerns.

Question 10: Overall ambience and atmosphere for teaching is excellent

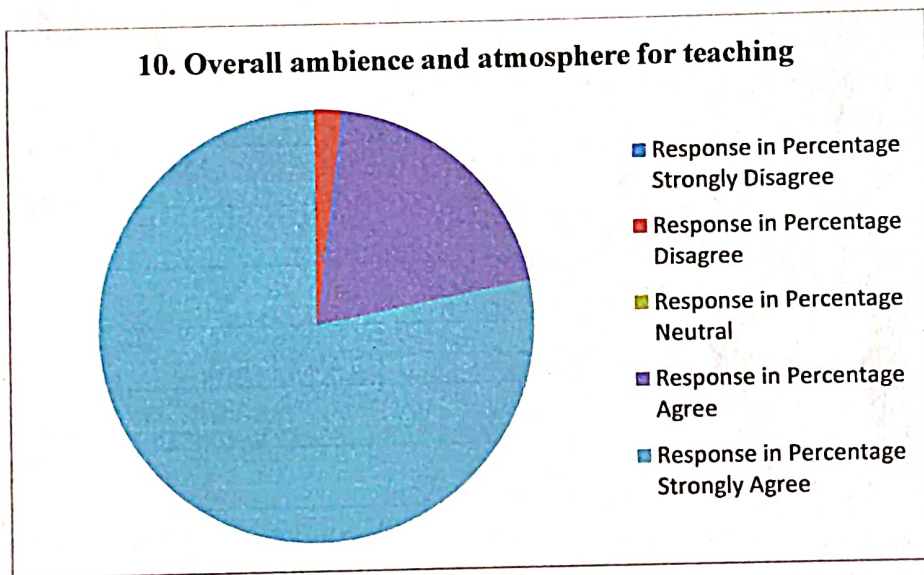
Strongly Disagree: 0%

Disagree: 2%

Neutral: 0%

Agree: 20%

Strongly Agree: 78%



The feedback reflects strong recognition (98%) of the curriculum's contribution to the ambience and atmosphere for teaching. The presence of slightly disagreeing perspectives (2%) indicates the need to address concerns related to teaching environment enhancement.

CONCLUSION

The analysis of teacher feedback provides a nuanced understanding of the perceptions surrounding our curriculum's strengths and potential areas for refinement. While numerous dimensions have received strong endorsement, the presence of differing opinions suggests the importance of fostering open communication. By capitalizing on the strengths and addressing the areas for improvement, we can continue to evolve our curriculum to best serve the needs of both educators and students.



IQAC Co-ordinator
DON BOSCO COLLEGE
Mampetta, Mukkom
Kozhikode - 673602



Rev. Dr. Thomas K. O.
Principal
Don Bosco College
Mampetta, Mukkam, Kozhikode
Pin - 673 602